

DESCRIPTION

The triple station scrub sink model 9311-1 is a stainless steel surgeon scrub-up sink used in the health care industry. This unit is a front mounted unit and is operated using sensor faucets for hands free washing. The front access panels allow for easy care and maintenance.

SPECIFICATION

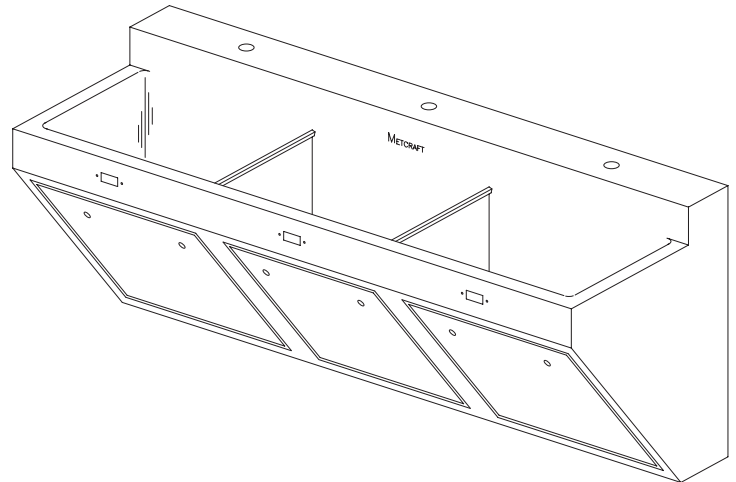
This fixture is constructed using heavy gauge, type 304 stainless steel. The sink's front is sloped to minimize splashing. The unit is seamlessly welded and polished to a #3 satin finish. The interior of the sink is coated with a sound deadening, fire resistant material. It has removable front access panels that allow for easy maintenance. This fixture is front mounted with a standard "Z" bar mounting clip. Four additional mounting holes inside the cabinet secure the fixture to the wall.

The waste connection includes a beehive strainer and P-trap to drain the unit.

This unit comes standard with gooseneck spouts and sensor operated faucets. These faucets allow for easy hands free washing. The faucets incorporate 12 volt solenoid valves complete with in-line filters. The faucets are constructed from brass with polished chrome exterior trim. The sensors have adjustable range on approach.

STANDARD FEATURES

- Heavy duty stainless steel construction
- Sink front is sloped to minimize splashing
- Front access panels for easy maintenance
- Interior coated with sound dampening and fire resistant material
- Beehive strainer and P-trap
- 12 volt sensor operated faucets



Unit may be pictured with some optional features.

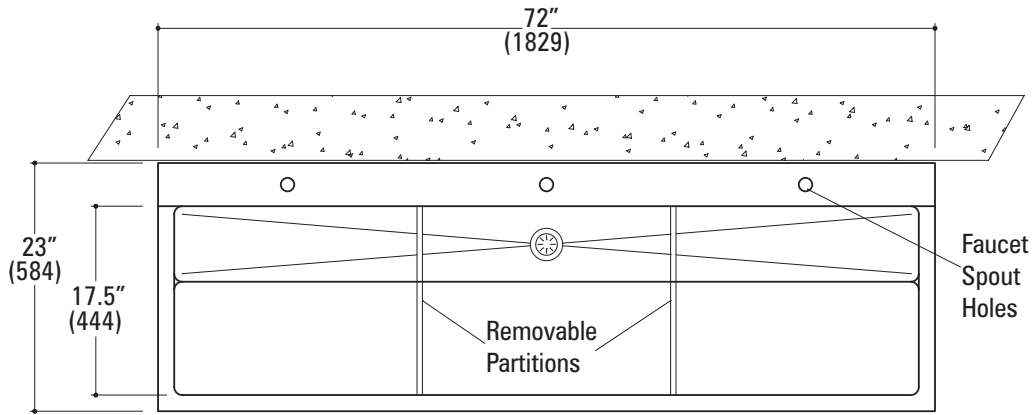
OPTIONS

- TMX Thermostatic Mixing Valve
- LFC Laminar Flow Control for Spout

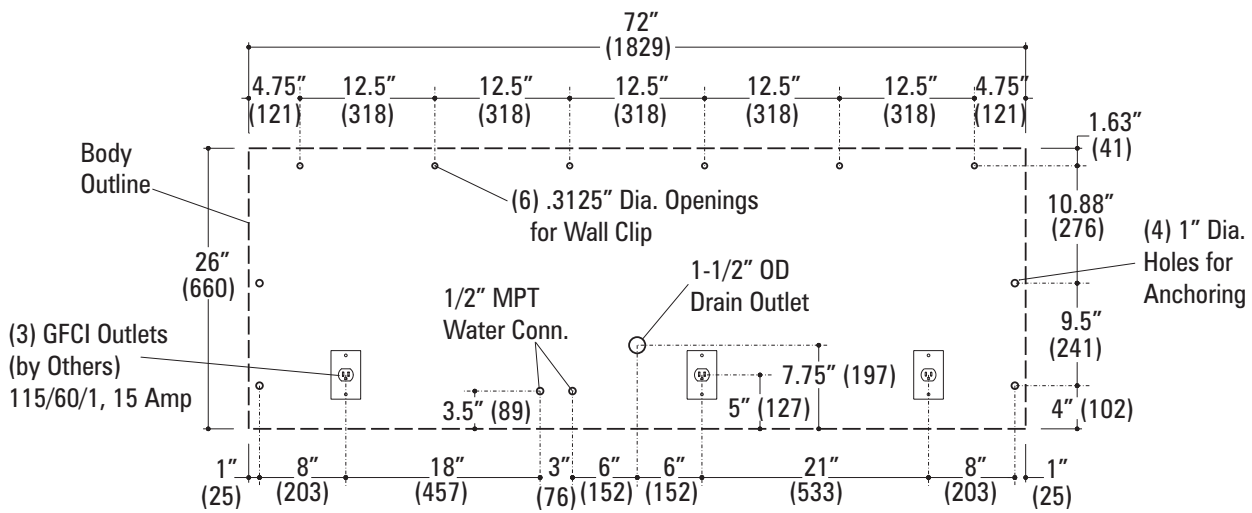
METCRAFT

INDUSTRIES INC.

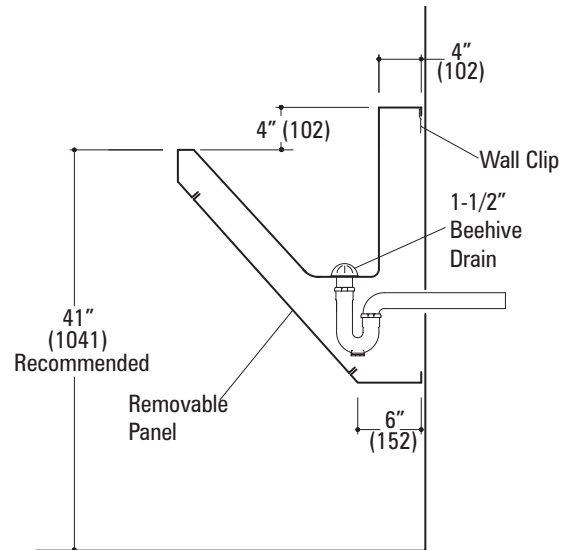
FIXTURE PLAN VIEW



WALL ELEVATION VIEW (fixture side)



FIXTURE SIDE VIEW



Due to continuous product improvement Metcraft reserves the right to make changes in design and specifications without prior notice. All dimensions should be verified with the factory for current information.

5/2004

